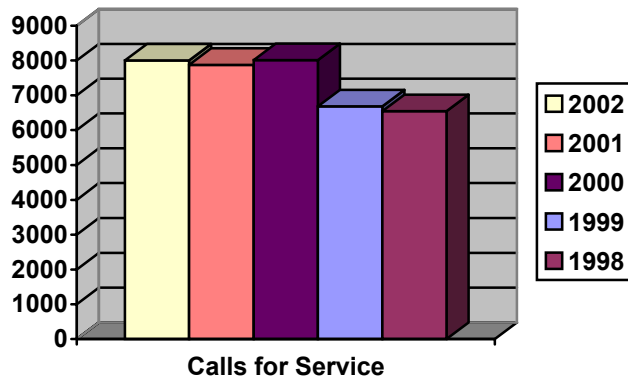


# FOX VALLEY METROPOLITAN POLICE DEPARTMENT

## 2002 Annual Police Report

<b>Calls for Service</b>	<b>2002</b>	<b>2001</b>	<b>2000</b>	<b>1999</b>	<b>1998</b>
Calls	8001	7875	8014	6679	6547



<b>Animals</b>	<b>2002</b>	<b>2001</b>	<b>2000</b>	<b>1999</b>	<b>1998</b>
Animal Bites	22	17	28	17	28
Animals at Large	164	209	154	187	202
Animals Barking	62	50	31	37	61
Animal License Violations	0	0	0	0	1
Animal Cruelty	13	9	7	5	6
All Others	27	14	22	20	35
<b>Total</b>	<b>288</b>	<b>299</b>	<b>242</b>	<b>266</b>	<b>333</b>

<b>Arson</b>	<b>2002</b>	<b>2001</b>	<b>2000</b>	<b>1999</b>	<b>1998</b>
Arson	0	1	9	2	1

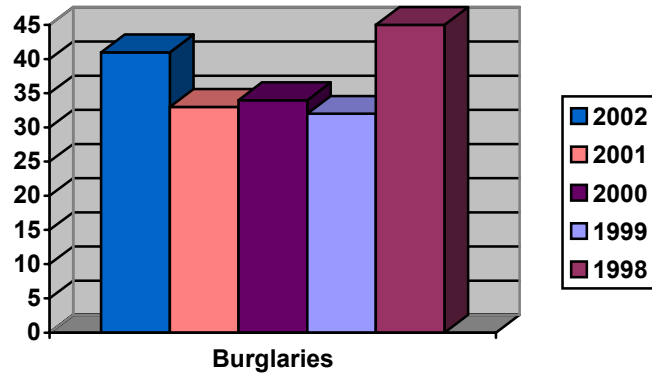
\* All Arsons in 2000 were from one incident

<b>Battery</b>	<b>2002</b>	<b>2001</b>	<b>2000</b>	<b>1999</b>	<b>1998</b>
Battery	31	37	41	36	40

<b>Domestics</b>	<b>2002</b>	<b>2001</b>	<b>2000</b>	<b>1999</b>	<b>1998</b>
Domestic Arrest	74	47	54	46	34
Domestic (No Mandatory Arrest)	28	23	17	33	63
<b>Total</b>	<b>102</b>	<b>70</b>	<b>71</b>	<b>79</b>	<b>97</b>

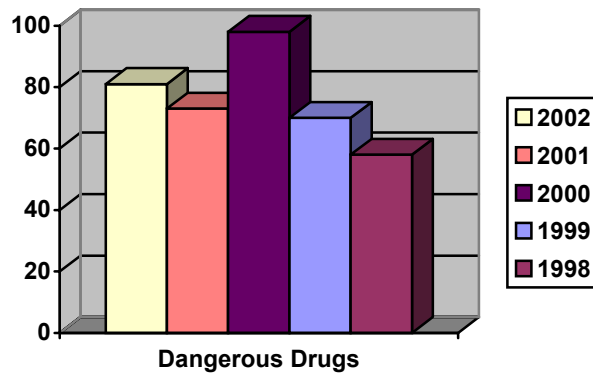
<b>Bicycle Warnings</b>	<b>2002</b>	<b>2001</b>	<b>2000</b>	<b>1999</b>	<b>1998</b>
Bicycle Warnings	153	146	91	152	237

<b>Burglaries</b>	<b>2002</b>	<b>2001</b>	<b>2000</b>	<b>1999</b>	<b>1998</b>
Residential	18	17	21	19	25
Business	23	15	13	13	20
All Others	0	1	0	0	0
<b>Total</b>	<b>41</b>	<b>33</b>	<b>34</b>	<b>32</b>	<b>45</b>



<b>Damage To Property/Vandalism</b>	<b>2002</b>	<b>2001</b>	<b>2000</b>	<b>1999</b>	<b>1998</b>
Business	19	24	21	18	27
Private	164	163	123	155	193
Public	18	33	19	19	34
<b>Total</b>	<b>201</b>	<b>220</b>	<b>163</b>	<b>192</b>	<b>254</b>

<b>Dangerous Drugs</b>	<b>2002</b>	<b>2001</b>	<b>2000</b>	<b>1999</b>	<b>1998</b>
Sell (Trafficking)	6	4	4	1	0
Possess	63	62	72	57	50
Paraphernalia	12	7	22	12	8
<b>Total</b>	<b>81</b>	<b>73</b>	<b>98</b>	<b>70</b>	<b>58</b>



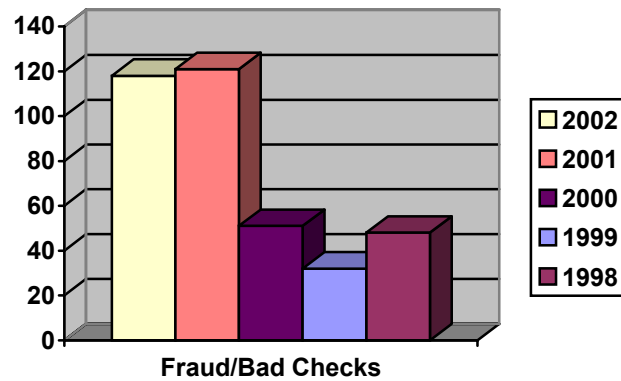
<b>Drunkenness/Mental Holds</b>	<b>2002</b>	<b>2001</b>	<b>2000</b>	<b>1999</b>	<b>1998</b>
72 Hour Commitment Holds	43	48	40	33	35

<b>Family Offense</b>	<b>2002</b>	<b>2001</b>	<b>2000</b>	<b>1999</b>	<b>1998</b>
Family Offense	62	60	71	58	39

<b>Forgery</b>	<b>2002</b>	<b>2001</b>	<b>2000</b>	<b>1999</b>	<b>1998</b>
Forgeries	11	10	12	10	2

<b>Fires</b>	<b>2002</b>	<b>2001</b>	<b>2000</b>	<b>1999</b>	<b>1998</b>
Dwelling	0	2	0	1	1
Business	1	1	0	0	2
Vehicle	0	0	0	2	3
Grass	0	2	2	1	0
Assist Fire Department	70	111	80	89	104
Total	71	116	82	93	110

<b>Fraud/Bad Checks</b>	<b>2002</b>	<b>2001</b>	<b>2000</b>	<b>1999</b>	<b>1998</b>
Fraud/Bad Checks	118	121	51	32	48



<b>Lockouts</b>	<b>2002</b>	<b>2001</b>	<b>2000</b>	<b>1999</b>	<b>1998</b>
Vehicle/Dwelling	356	378	412	333	360

<b>Liquor Law Violations</b>	<b>2002</b>	<b>2001</b>	<b>2000</b>	<b>1999</b>	<b>1998</b>
Misrepresent Age	5	2	2	2	0
Juvenile Drinking/Possession	75	82	76	78	87
Drinking/Possess Off Premises	2	4	2	3	13
Failure to Vacate	0	0	2	2	2
Furnishing to Minors	3	2	0	4	1
Minor on License Premises	1	1	4	1	5
<b>Total</b>	<b>86</b>	<b>91</b>	<b>86</b>	<b>90</b>	<b>108</b>

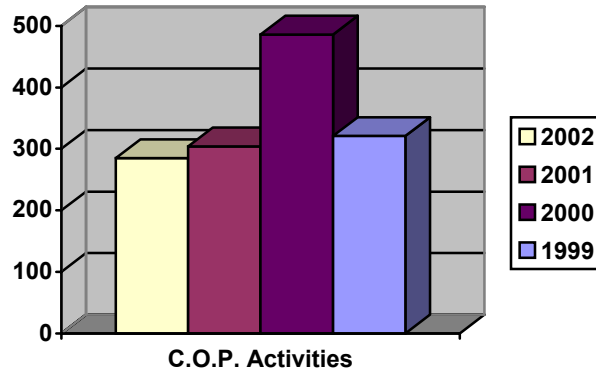
\*\*\* Incidents investigated, not arrest totals

<b>Lost/Found/Missing</b>	<b>2002</b>	<b>2001</b>	<b>2000</b>	<b>1999</b>	<b>1998</b>
Property	37	24	33	23	22
Persons	6	2	10	1	6
Abandoned Property	103	108	113	66	107
<b>Total</b>	<b>146</b>	<b>134</b>	<b>156</b>	<b>90</b>	<b>135</b>

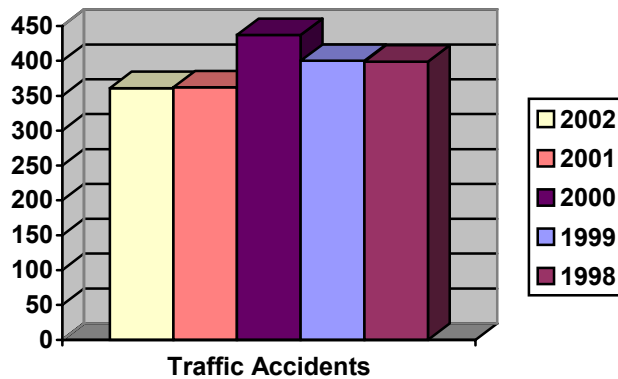
<b>Medical Assists</b>	<b>2002</b>	<b>2001</b>	<b>2000</b>	<b>1999</b>	<b>1998</b>
Assist Ambulance	359	347	362	374	306

<b>Miscellaneous Officer</b>	<b>2002</b>	<b>2001</b>	<b>2000</b>	<b>1999</b>	<b>1998</b>
Assist Other Agency	197	201	281	175	238
Serve Subpoena	167	245	157	129	115
Escorts	1	4	8	2	2
Alarms	255	200	225	181	198
VIN Checks	0	0	1	0	4
Vacation Home Checks	90	88	96	113	73
Open Doors	141	185	166	200	215
Warrant – Traffic Violation	35	21	13	8	28
Warrant – Ordinance	30	19	9	4	0
Warrant – Criminal	16	27	27	33	23
<b>Total</b>	<b>932</b>	<b>990</b>	<b>983</b>	<b>845</b>	<b>896</b>

<b>Community Oriented Policing</b>	<b>2002</b>	<b>2001</b>	<b>2000</b>	<b>1999</b>	<b>1998</b>
C.O.P. Activities	285	304	486	321	N/A

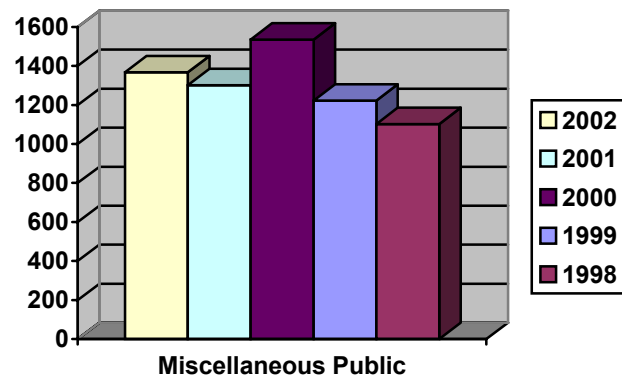


<b>Motor Vehicle Collisions</b>	<b>2002</b>	<b>2001</b>	<b>2000</b>	<b>1999</b>	<b>1998</b>
Fatal	1	0	1	2	1
Personal Injury	51	46	56	63	50
Property Damage – Reportable	198	212	237	191	132
Property Damage – Non Reportable	111	104	143	144	216
Total	361	362	437	400	399



<b>Obstructing An Officer</b>	<b>2002</b>	<b>2001</b>	<b>2000</b>	<b>1999</b>	<b>1998</b>
Obstructing	17	21	27	24	15

Miscellaneous Public	2002	2001	2000	1999	1998
Citizen Assist	425	468	504	442	421
Traffic Hazard	268	244	283	221	102
Suspicious Person/Vehicle	456	409	437	398	379
Trespass or Prowlers	28	41	29	24	39
Runaways	51	72	72	50	52
License Premise Checks	0	2	35	4	0
911 False Alarms	108	25	107	28	76
Water Breaks	13	26	24	10	8
Wires Down	1	6	6	8	6
Disorderly Conduct w/a Vehicle	6	3	33	29	13
Throw/Shoot Missiles	5	2	5	5	2
Curfew Violations	6	3	1	4	4
Total	1367	1301	1536	1223	1102



Public Disturbance	2002	2001	2000	1999	1998
Harassing Communication	75	82	87	70	59
Disorderly Conduct	202	196	214	220	250
Disturbing the Peace	118	162	161	2	5
Loitering – Juvenile	6	8	8	5	11
Total	401	448	470	297	325

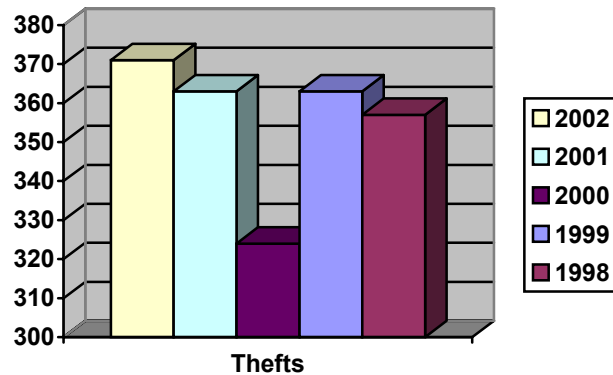
Sex Offenses (Not Assault)	2002	2001	2000	1999	1998
Sex Offenses	12	19	11	16	15

Sudden Death	2002	2001	2000	1999	1998
Sudden Death	12	4	5	7	1

<b>Sexual Assault</b>	<b>2002</b>	<b>2001</b>	<b>2000</b>	<b>1999</b>	<b>1998</b>
Sexual Assault	27	13	15	28	24

<b>Suicide Attempts</b>	<b>2002</b>	<b>2001</b>	<b>2000</b>	<b>1999</b>	<b>1998</b>
Attempts	4	4	1	2	2

<b>Thefts</b>	<b>2002</b>	<b>2001</b>	<b>2000</b>	<b>1999</b>	<b>1998</b>
Thefts	371	363	324	363	357

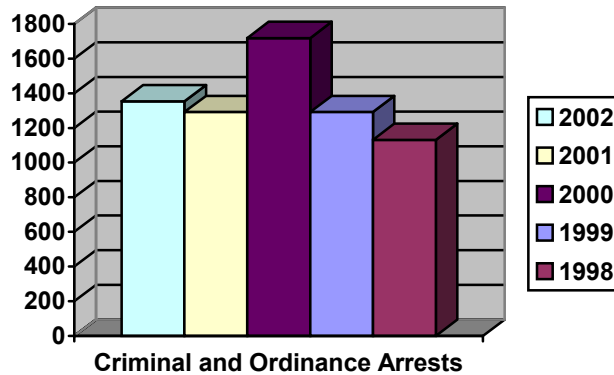


<b>Traffic Warnings</b>	<b>2002</b>	<b>2001</b>	<b>2000</b>	<b>1999</b>	<b>1998</b>
Vehicle Defects	1464	990	891	1346	1135
Written Warnings	3069	2437	1967	2509	2222
Total	4533	3427	2858	3855	3357

<b>Vehicle Thefts</b>	<b>2002</b>	<b>2001</b>	<b>2000</b>	<b>1999</b>	<b>1998</b>
Stolen & Recovered	6	8	7	7	6
Operating w/o Owners Consent	3	0	1	2	0
Total	9	8	8	9	6

<b>Weapon Offenses</b>	<b>2002</b>	<b>2001</b>	<b>2000</b>	<b>1999</b>	<b>1998</b>
Weapon Offenses	11	5	15	7	12

<b>Criminal &amp; Ordinance Arrests</b>	<b>2002</b>	<b>2001</b>	<b>2000</b>	<b>1999</b>	<b>1998</b>
Felony	139	109	72	35	72
Misdemeanor	595	526	821	446	428
Ordinance Citation	620	656	826	810	630
<b>Total</b>	<b>1354</b>	<b>1291</b>	<b>1719</b>	<b>1291</b>	<b>1130</b>



<b>Parking Violations</b>	<b>2002</b>	<b>2001</b>	<b>2000</b>	<b>1999</b>	<b>1998</b>
Parking Violations	1306	1245	1062	1160	1323

<b>Traffic Arrests</b>	<b>2002</b>	<b>2001</b>	<b>2000</b>	<b>1999</b>	<b>1998</b>
Operating while Intoxicated	203	166	136	122	110
All Other Traffic	2247	1734	1733	2472	1823
<b>Total</b>	<b>2450</b>	<b>1900</b>	<b>1869</b>	<b>2594</b>	<b>1933</b>

